




## Sink KE

Tank on the right

Kitchen Sinks

Code: 2211 051



### DETAILS

Edge/Installation Type	Flat Edge
Finish	Foster brushed
Material	AISI 304 stainless steel
Texture	Foster brushed
Base	90 cm
Dimensions	1173x513 mm
Standard fittings	Fixing hooks, gasket, drain, overflow and siphon, boxed packing
Mixer holes	1 standard hole - 2nd hole on request
Built-in hole	1140 x 480 mm

Drainer	Yes
---------	-----

Width	117 cm
-------	--------

Bowl dimension	710 x 400 mm
----------------	--------------

Number of bowls	1 bowl
-----------------	--------

Waste fitting	3,5" drain
---------------	------------

## FEATURES

2nd / 3rd hole available	The sink can be customized with the execution on request of additional holes, usable for double-hole mixers, for remote controlled drains or for the installation of soap dispensers. The positions are marked on the drawings with dotted line holes.
--------------------------	--------------------------------------------------------------------------------------------------------------------------------------------------------------------------------------------------------------------------------------------------------

Basket 3,5" waste fitting	The drain is equipped with a large 3.5" drain, with the practical basket cap that prevents the discharge of solid parts.
---------------------------	--------------------------------------------------------------------------------------------------------------------------

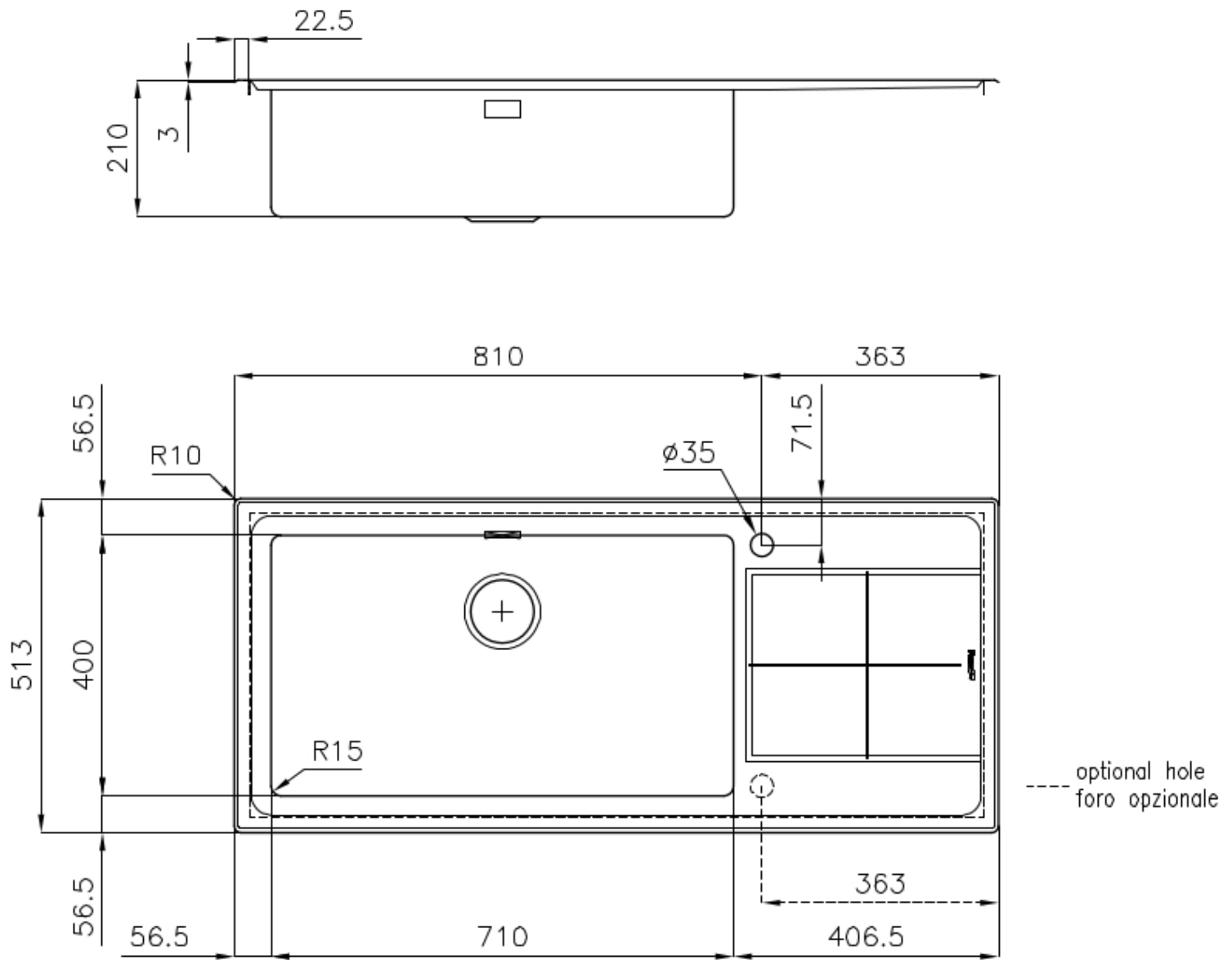
Deep bowls	This bowls reach an important depth, over 20 cm, thanks to the advanced production technology, that can be offer great capieny and practicity in all the washing operations.
------------	------------------------------------------------------------------------------------------------------------------------------------------------------------------------------

High thickness	1mm thick steel. A significant thickness, which guarantees the maximum sturdiness and durability.
----------------	---------------------------------------------------------------------------------------------------

Perimetral overflow	The overflow is always a security on the Foster sinks that prevents the overflow of water in case of oversights. The perimeter drain solution improves aesthetics thanks to its square and essential shape.
---------------------	-------------------------------------------------------------------------------------------------------------------------------------------------------------------------------------------------------------

Small radius	Bowls with squared shapes with a modern design and an increased capacity, for a minimal aesthetics connected with an extreme practicity.
--------------	------------------------------------------------------------------------------------------------------------------------------------------

## TECHNICAL DATA



## OPTIONAL ACCESSORIES



**Cestello inox**  
8612 000



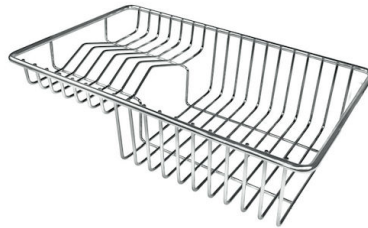
**Glass chopping board**  
8631 300



**HDPE Chopping board**  
8657 001



**HPDE Twin chopping board**  
8644 101



**Stainless steel plate rack**  
8100 303  
\* only in combination with the accessory  
8644 101



**Stainless steel plate rack**  
8100 201



**Stainless steel plate rack only  
usable in combination with the  
accessories 8644 003**  
8100 154



**White bowl**  
8153 100



**Graters kit with ring-holder and  
food collection tray**  
8159 101  
\* only in combination with the accessory  
8644 101



**Stainless steel perforated tray**  
8151 000  
\* only in combination with the accessory  
8644 101

## RECOMMENDED PAIRINGS



**Mixer Tap KE**  
8492 000

## OPTIONAL AUTOMATIC WASTE FITTINGS



**Automatic waste fitting - PM**  
8407 113



**Space automatic waste fitting - PA**  
8407 108



**Space automatic waste fitting - PE**  
8407 109



**Space Light automatic waste fitting  
- PL**  
8407 117



**Space Milano automatic waste  
fitting**  
8407 115



**Space Push automatic waste fitting  
- PP**  
8407 116